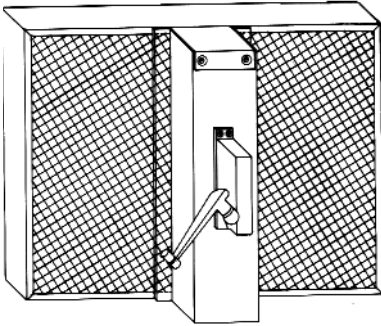




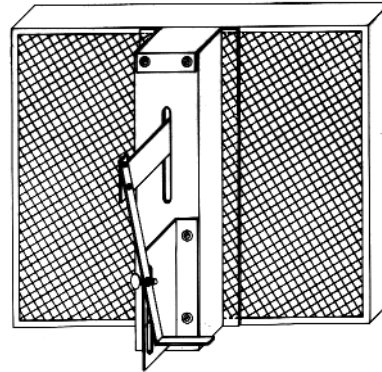
**CERTIFICATION & SUBMITTAL
2000/4000 SERIES
MANUAL OPERATORS**



MANUAL

(Part #9261)

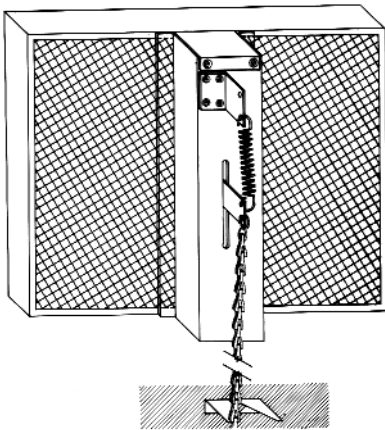
Heavy Duty Aluminum Construction. One required per section up to 30 Sq. Ft.



LEVER CONTROL OPERATOR

(Part #9210)

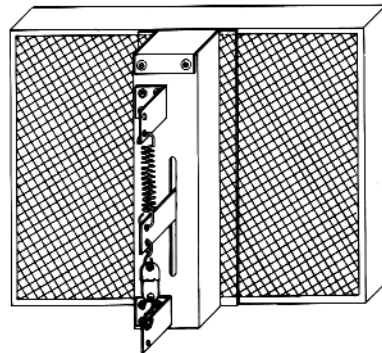
Heavy Gauge Galvanized Construction. One required per section.



CHAIN OPERATOR

(Part #9230)

Aluminum with 10 Ft. to 60 Ft. of Copper Sash Chain. One required per section.



FUSIBLE LINK AND SPRING OPERATOR

(Part #9240)

165°F. Fusible Link With Heavy Duty Spring Closure/Open. 212°F. Fusible Link or Chain Operator Available. One required per section.

NOTES:

1. Available on Ajust-O-Vents™ and Adjustable louvers.
2. For standard louver construction refer to appropriate 2000/4000 submittal sheet.
3. Vent Products reserves the right to substitute equivalent hardware.