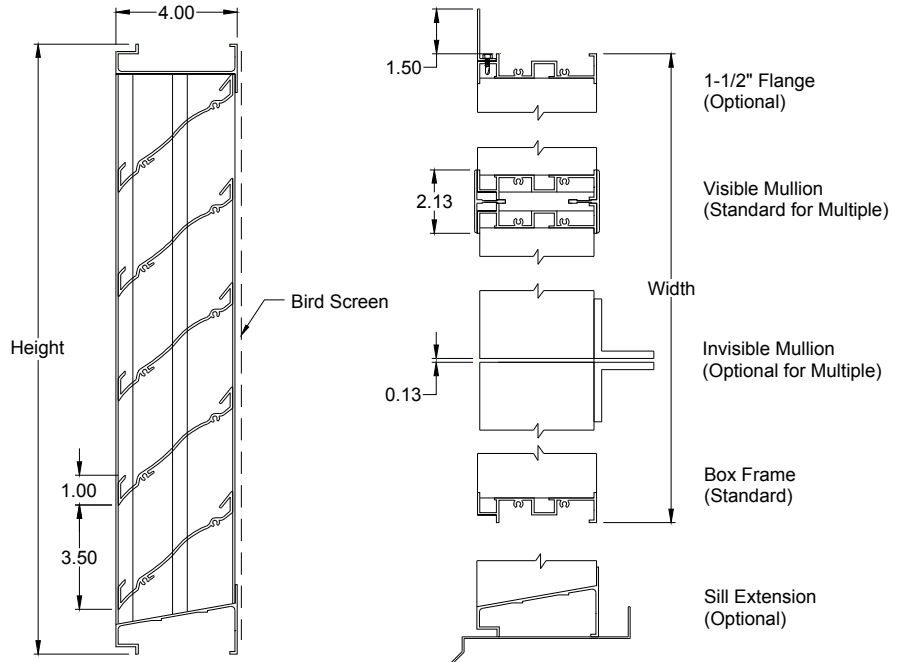


Model 2755 Extruded Aluminum Louver

4" deep Drainable Blade @ 35 to 45°



STANDARD CONSTRUCTION

- FRAME:** .081" extruded aluminum, 6063-T52
- BLADES:** .081" extruded aluminum, 6063-T52
- BIRDSCREEN:** .051 x 3/4" expanded aluminum, no frame
- FINISH:** Standard Mill
- MAXIMUM SINGLE SECTION:** 72" x 96", Visible mullion
- MAXIMUM SIZE:** Unlimited
- MINIMUM SIZE:** 8" x 12"

Note:
 Width x Height are opening dimensions. Unless otherwise specified, louvers are made 1/4" undersize.



VENT PRODUCTS CO., INC.
 Certifies that the 2755 louver shown herein is licensed to bear the AMCA Seal. The ratings shown are based on tests and procedures performed in accordance with AMCA Publications 511 and comply with the requirements of the AMCA Certified Ratings Program. The AMCA Certified Ratings Seal applies to air performance and ratings and water penetration ratings.

PERFORMANCE

Free Area - 4'x4':
64%

Water Penetration:
930 fpm

Pressure Drop:
.17" wg. @ 1000 fpm

OPTIONAL CONSTRUCTION

- FRAME STYLE:** Flange, Sill Extension, Subframe, Glazing Adapter
- FRAME:** .125" extruded aluminum, 6063-T52
- BLADES:** .125" extruded aluminum, 6063-T52
- BIRDSCREEN:** Standard screen in frame, 18 x 16 mesh aluminum insect screen in frame, 18 x 16 mesh bronze insect screen in frame, 1/2" x 1/2" 16 ga. SS screen, 1/2" x 1/2" x .063" aluminum screen in frame.
- FINISH:** Anodize, Kynar, Prime Coat, Powder Coat, Baked Enamel, Baked Epoxy
- MULLION:** Invisible
- ASSEMBLY:** Welded Construction

SPECIAL PURPOSE: Special shapes; Round, Triangular, Filter Racks, Security Bars, Louvered Door, Louver Screen Wall, Blank-off Panels (insulated or non-insulated), Sleeved combined with Control Damper.

| Project: _____ Location: _____ Arch/Engr: _____ Customer: _____ | LOUVER SCHEDULE | Qty | Opening (W x H) | Std. Const. (Y/N) | Options |
|--|-----------------|-----|-----------------|-------------------|---------|
| | | | | | |
| | | | | | |
| | | | | | |
| | | | | | |

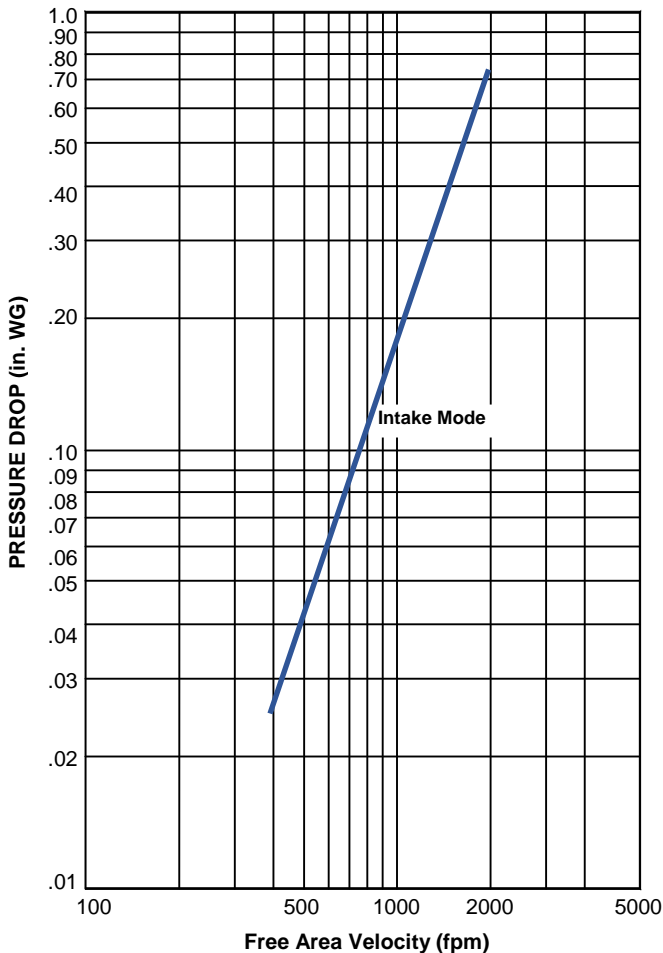
Model 2755 Extruded Aluminum Louver

4" deep Drainable Blade @ 35 to 40°

FREE AREA CALCULATIONS in SQ. FT.

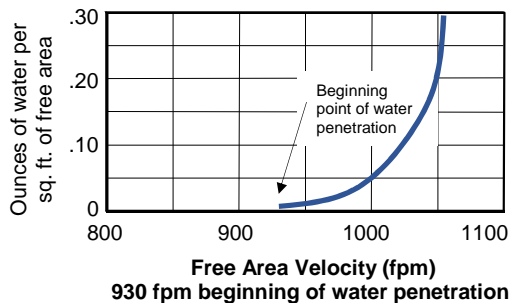
| | | WIDTH | | | | | | | | | | | | | | | | | | |
|--------|------|-------|-------|-------|-------|-------|-------|-------|-------|-------|-------|-------|-------|-------|-------|-------|-------|-------|-------|-----|
| HEIGHT | | 12 | 18 | 24 | 30 | 36 | 42 | 48 | 54 | 60 | 66 | 72 | 78 | 84 | 90 | 96 | 102 | 108 | 114 | 120 |
| 12 | 0.39 | 0.61 | 0.83 | 1.06 | 1.28 | 1.50 | 1.73 | 1.95 | 2.17 | 2.39 | 2.62 | 2.84 | 3.06 | 3.28 | 3.51 | 3.73 | 3.95 | 4.17 | 4.40 | |
| 18 | 0.73 | 1.15 | 1.57 | 1.99 | 2.40 | 2.82 | 3.24 | 3.66 | 4.08 | 4.49 | 4.91 | 5.33 | 5.75 | 6.16 | 6.58 | 7.00 | 7.42 | 7.84 | 8.25 | |
| 24 | 1.05 | 1.65 | 2.26 | 2.86 | 3.46 | 4.06 | 4.66 | 5.26 | 5.87 | 6.47 | 7.07 | 7.67 | 8.27 | 8.87 | 9.48 | 10.08 | 10.68 | 11.28 | 11.88 | |
| 30 | 1.34 | 2.11 | 2.88 | 3.64 | 4.41 | 5.18 | 5.94 | 6.71 | 7.48 | 8.24 | 9.01 | 9.78 | 10.55 | 11.31 | 12.08 | 12.85 | 13.61 | 14.38 | 15.15 | |
| 36 | 1.65 | 2.59 | 3.53 | 4.47 | 5.41 | 6.35 | 7.29 | 8.23 | 9.17 | 10.11 | 11.05 | 11.99 | 12.93 | 13.87 | 14.81 | 15.75 | 16.69 | 17.63 | 18.57 | |
| 42 | 2.01 | 3.15 | 4.30 | 5.44 | 6.59 | 7.74 | 8.88 | 10.03 | 11.17 | 12.32 | 13.47 | 14.61 | 15.76 | 16.90 | 18.05 | 19.19 | 20.34 | 21.49 | 22.63 | |
| 48 | 2.29 | 3.61 | 4.92 | 6.23 | 7.54 | 8.85 | 10.16 | 11.47 | 12.78 | 14.10 | 15.41 | 16.72 | 18.03 | 19.34 | 20.65 | 21.96 | 23.27 | 24.59 | 25.90 | |
| 54 | 2.58 | 4.06 | 5.54 | 7.01 | 8.49 | 9.97 | 11.44 | 12.92 | 14.40 | 15.87 | 17.35 | 18.83 | 20.30 | 21.78 | 23.25 | 24.73 | 26.21 | 27.68 | 29.16 | |
| 60 | 2.93 | 4.60 | 6.27 | 7.94 | 9.61 | 11.28 | 12.96 | 14.63 | 16.30 | 17.97 | 19.64 | 21.32 | 22.99 | 24.66 | 26.33 | 28.00 | 29.67 | 31.35 | 33.02 | |
| 66 | 3.25 | 5.10 | 6.96 | 8.81 | 10.67 | 12.52 | 14.38 | 16.24 | 18.09 | 19.95 | 21.80 | 23.66 | 25.51 | 27.37 | 29.22 | 31.08 | 32.94 | 34.79 | 36.65 | |
| 72 | 3.54 | 5.56 | 7.58 | 9.60 | 11.62 | 13.64 | 15.66 | 17.68 | 19.70 | 21.72 | 23.74 | 25.77 | 27.79 | 29.81 | 31.83 | 33.85 | 35.87 | 37.89 | 39.91 | |
| 78 | 3.84 | 6.03 | 8.23 | 10.42 | 12.62 | 14.81 | 17.01 | 19.20 | 21.39 | 23.59 | 25.78 | 27.98 | 30.17 | 32.37 | 34.56 | 36.75 | 38.95 | 41.14 | 43.34 | |
| 84 | 4.20 | 6.60 | 9.00 | 11.40 | 13.80 | 16.20 | 18.60 | 21.00 | 23.40 | 25.80 | 28.20 | 30.60 | 33.00 | 35.40 | 37.80 | 40.20 | 42.60 | 45.00 | 47.40 | |
| 90 | 4.49 | 7.05 | 9.62 | 12.18 | 14.75 | 17.31 | 19.88 | 22.44 | 25.01 | 27.57 | 30.14 | 32.71 | 35.27 | 37.84 | 40.40 | 42.97 | 45.53 | 48.10 | 50.66 | |
| 96 | 4.78 | 7.51 | 10.24 | 12.97 | 15.70 | 18.43 | 21.16 | 23.89 | 26.62 | 29.35 | 32.08 | 34.81 | 37.54 | 40.27 | 43.00 | 45.73 | 48.46 | 51.19 | 53.92 | |

AIR PERFORMANCE



VENT PRODUCTS CO., INC.
 Certifies that the 2755 louver shown herein is licensed to bear the AMCA Seal. The ratings shown are based on tests and procedures performed in accordance with AMCA Publications 511 and comply with the requirements of the AMCA Certified Ratings Program. The AMCA Certified Ratings Seal applies to air performance and ratings and water penetration ratings.

WATER PENETRATION



-) Water Penetration Graph in oz. of water per sq. ft. of free area over a (15) min. test period based on unit size 48" x 48".
-) It is possible for moisture to penetrate louvers under adverse atmospheric conditions. For critical applications, drained ductwork, or other means of drainable is recommended.
-) Data shown does not include the effect of bird screen. Graphs are corrected to standard air density .075 lb. per cubic foot.