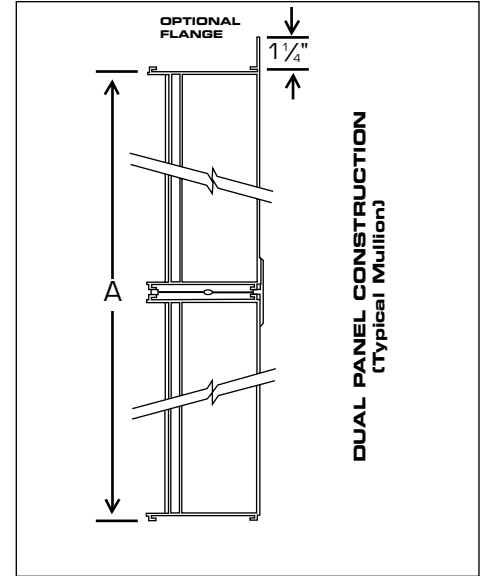
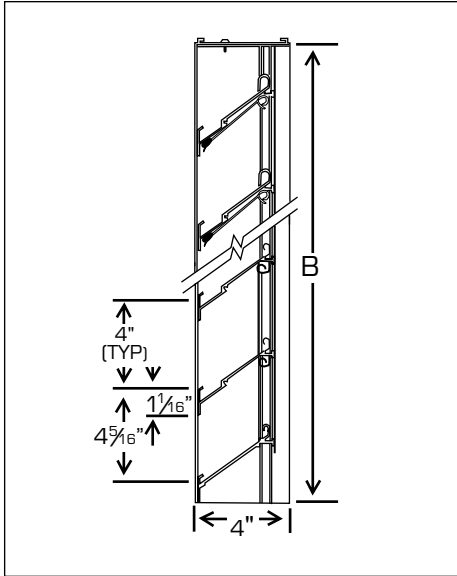




**CERTIFICATION & SUBMITTAL  
MODEL 2500 ADJUST-O-VENT COMBINATION DAMPER/LOUVER  
Gravity Relief**



**STANDARD SPECIFICATIONS**

- **FRAME:** .080 6063T5 extruded aluminum.
- **BLADES:** .072 6063T5 extruded aluminum with full length pivoting.
- **BIRDSCREEN:** .051 X 3/4" diamond pattern expanded aluminum.
- **BLADE EDGE SEAL:** Vinyl gasketing extending full length of adjustable blades.  
Standard Mill.
- **FINISH:** Standard Mill.
- **MAXIMUM SINGLE SECTION:** 60" x 96"
- **MINIMUM SIZE:** 12" x 12"
- **NOTE:** A and B are opening dimensions. Unless otherwise specified, louvers are made 1/4" undersize.

**OPTIONS**

- 31 Flange.
- 32 Multiple Section.
- 34 Buck Frame.
- 35 Sill Extension.
- 40 Standard Screen in removable frame.
- 42 18 x 16 Mesh aluminum insect screen.
- 43 18 x 16 Mesh bronze insect screen.
- 44 1/2" x 1/2" x 16 gauge S.S. screen.
- 45 1/2" x 1/2" x .063 Aluminum screen.
- 89 Sleeve.

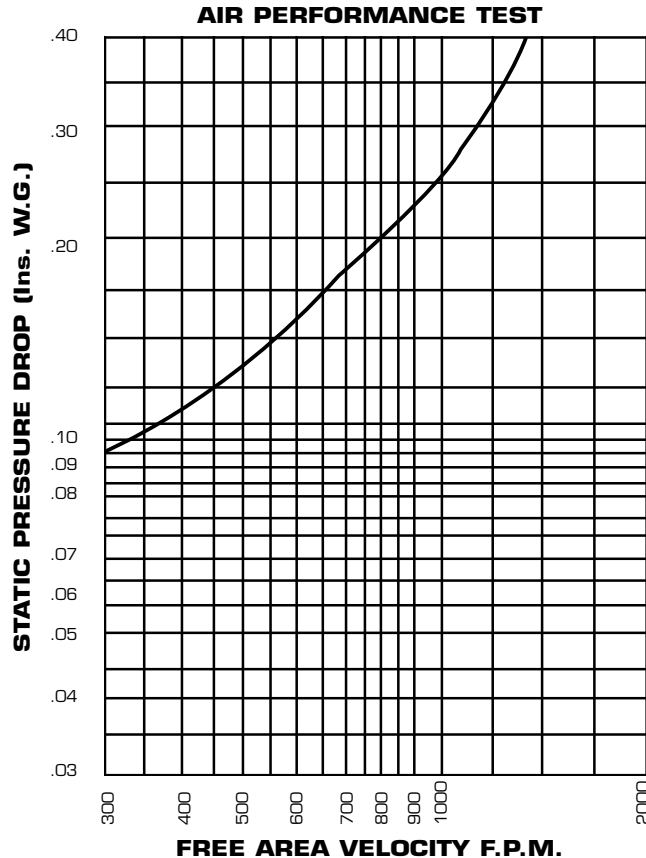


**PERFORMANCE DATA MODEL 2500  
EXTRUDED ALUMINUM COMBINATION DAMPER/LOUVER  
Gravity Relief**

**FREE AREA CHART**

		<b>A - WIDTH (In Inches)</b>												
		12	16	20	24	28	32	36	40	44	48	52	56	60
<b>B - HEIGHT (In Inches)</b>	12	.17	.24	.31	.39	.46	.53	.60	.68	.75	.82	.90	.97	1.04
	16	.33	.48	.62	.77	.92	1.08	1.21	1.35	1.50	1.65	1.79	1.94	2.08
	20	.50	.72	.94	1.16	1.37	1.59	1.81	2.03	2.25	2.47	2.69	2.91	3.12
	24	.67	.96	1.25	1.54	1.83	2.12	2.42	2.71	3.00	3.29	3.58	3.87	4.17
	28	.83	1.20	1.56	1.93	2.29	2.65	3.02	3.38	3.75	4.11	4.48	4.84	5.21
	32	1.00	1.44	1.87	2.31	2.75	3.19	3.62	4.06	4.50	4.94	5.37	5.81	6.25
	36	1.16	1.67	2.19	2.70	3.21	3.72	4.23	4.74	5.25	5.76	6.27	6.78	7.29
	40	1.33	1.91	2.50	3.08	3.66	4.25	4.83	5.41	6.00	6.58	7.16	7.75	8.33
	44	1.50	2.15	2.81	3.47	4.12	4.78	5.43	6.09	6.75	7.40	8.06	8.72	9.37
	48	1.66	2.39	3.12	3.85	4.58	5.31	6.04	6.77	7.50	8.23	8.96	9.68	10.41
	52	1.83	2.63	3.43	4.24	5.04	5.84	6.64	7.44	8.25	9.05	9.85	10.65	11.45
	56	2.00	2.87	3.75	4.62	5.50	6.37	7.25	8.12	9.00	9.87	10.75	11.62	12.50
	60	2.16	3.11	4.06	5.01	5.95	6.90	7.85	8.80	9.75	10.69	11.64	12.59	13.54
	64	2.33	3.35	4.37	5.39	6.41	7.43	8.45	9.47	10.50	11.52	12.54	13.56	14.58
	68	2.50	3.59	4.68	5.78	6.87	7.96	9.06	10.15	11.25	12.34	13.43	14.53	15.62
	72	2.66	3.83	4.99	6.16	7.33	8.49	9.66	10.83	11.99	13.16	14.33	15.49	16.66
76	2.83	4.07	5.31	6.55	7.79	9.03	10.27	11.50	12.74	13.98	15.22	16.46	17.70	
80	2.99	4.31	5.62	6.93	8.24	9.56	10.87	12.18	13.49	14.81	16.12	17.43	18.74	
84	3.16	4.55	5.93	7.32	8.70	10.09	11.47	12.86	14.24	15.63	17.01	18.40	19.79	
88	3.33	4.79	6.24	7.70	9.16	10.62	12.08	13.54	14.99	16.45	17.91	19.37	20.83	
92	3.49	5.02	6.56	8.09	9.62	11.15	12.68	14.21	15.74	17.27	18.81	20.34	21.87	
96	3.66	5.26	6.87	8.47	10.08	11.68	13.28	14.89	16.49	18.10	19.70	21.31	22.91	

**FREE AREA (Sq. Ft.)**



Data shown includes the effect of .051 x 3/4" x 19 ga. galvanized birdscreen. Graphs are corrected to standard air density .075 lb. per cubic foot.

**RECOMMENDED MAXIMUM INTAKE FREE AREA VELOCITY 1000 F.P.M.**